

MORETON BAY GAME FISH CLUB LTD.

The Magazine



ISSUE NO. 1 - 2019
SUMMER



**MORETON BAY
GAME FISH CLUB LTD.**

PO Box 371, Capalaba Qld 4157
Phone: 07 3286 5762
Email: admin@mbgfc.com.au
Web: www.mbgfc.com.au

OFFICE BEARERS / COMMITTEE

President

NICK CURREY
 0448 858 855
 nacurrey@bigpond.net.au

Vice Presidents

JOHN MOORE
 3829 0863 - 0434 344 228
 redlandbaygarage@bigpond.com

CAROL HUTTON
 3822 4057
 carolh45@bigpond.net.au

Secretary/Treasurer

NOEL WEBB
 3286 5762 - 0418 154 111
 webbnd@bigpond.net.au

Committee

SHARYN MOORE
 0417 631 759
 sjcsm@optusnet.com.au

DAVID HUTTON
 0411 725 299
 darhut56@hotmail.com

ROSS GARRATT
 0414 664 584
 rossgarratt@bigpond.com

PAUL DITCHFIELD
 0412 152 880
 pditchfi@bigpond.net.au

LOUISE DITCHFIELD

CLINTON HICKS
 0421 493 580
 clintonwadeh@gmail.com

TIM BILLING
 0481 189 416
 tjb778@gmail.com

GREG FLYNN
 0418 877 494
 greganddee@icloud.com

LIFE MEMBERS

GREG CUFF
 3206 9104
 0412 745 854
 gregoryc1@tpg.com.au

NOEL WEBB
 3286 5762
 0418 154 111
 webbnd@bigpond.net.au

BRIAN KIRKBY (Deceased)



Cover Photo: Michele Hicks at the 2018 HIBT.





WELCOME to the Summer edition of "The Magazine". The previous six months has seen some pretty average weather which resulted in many of the SE Clubs having to postpone or rescheduled tournaments. Hopefully it clears up for the Christmas holidays.

We held the 2018 club fishing year presentation in early December and there was a strong turnout of members, family and friends. Congratulations to all of the trophy winners, and especially to Harry Billing who was presented the inaugural "Spike" memorial trophy for Most Meritorious junior capture. It was great to have Spikes son, Chad and wife Belinda present for presentation of the trophy. A report and photos are on page 5.

We also thank veteran member, John Wruck, who kindly donated all of his fishing gear to the Club to distribute to members, especially juniors. The top juniors each received a Penn International and matched John Erskine game rods (which will be collector items). Thanks John, your donation was very much appreciated.

We were really fortunate that the weather was reasonable for the MBGFC/ Garmin "Back 2 Tangas 10" anniversary tournament held on the first weekend in March. This resulted in a great turnout with 30 registered boats and over 120 anglers and crew in attendance. Being an anniversary event, special shirts, hats and stubbie holders were made and Peter Pakula made a MBGFC Signature Lumo Sprocket, one was donated to each participating boat. Congratulations to all the winners and participants and hope to see you all back in March.

In April, Black Habit fished the Garmin Little Ships tournament with Paul, Shannon and David and took out champion boat over 8m. Well done fellas, a great effort.

In August, Michele and Clinton Hicks travelled to Hawaii and fished the 59th HIBT. The team lead from Day 1 until the last day when they were pipped at the post by one weighed marlin. A fantastic effort to lead for 4 days and become runner-up. It is great to see MBGFC crews back participating at HIBT, and I believe there will be a team heading across for the 60th anniversary next year. See Albert Threadingham if you want details.

We had 3 MBGFC boats fish the Harvey Bay comp: Galaxy 11, Kyrani and Sea Eagle. The fishing was quiet compared to previous years with only small numbers of Blue and Black Marlin tagged. Thanks to the teams who participated on behalf of the club and better luck next year.

I would like to thank Tim Billing who has assisted with pulling together a couple of members night back in February and August on setting up gear for game fishing. Tim also shared his knowledge as to how to interpret the current and temperature charts to identify areas to target gamefish. He has also written an article on this in this issue of the magazine. It was also great to have Troy Winsor explaining the finer details of live and switch baiting and a wrap on HIBT from Michele and Clinton.

Congratulations to Paul Dawson who had a tagged mackerel caught off Moreton Island during Tangas 10, recaptured 78 days later by a pro-fisherman at Caloundra, 6 miles away. The mackerel grew about 2 kg between captures.

A recent rule that was voted on by QGFA clubs and passed effective from 1st July 2018, is that the light tackle and heavy tackle depth zone has changed from 100m to 150m for Zone 3 & 4 regions (Harvey Bay to NSW border). What this means is light tackle classes can be fished at any depth, however, heavy tackle 15 kg plus can only be fished deeper than 150m (if you want to score club and QGFA points). We will update the Club rules and capture sheets to reflect this.

Note the Club will be undertaking major repairs to the clubhouse building between January 25 to February 7, 2019. During this period, we are unable to accept land bookings whilst works are underway.

For the keen fishos, it is tournament season, with some great events on the calendar. We hope to see you all at our GARMIN "Back 2 Tanga 11", scheduled for the weekend 1-3rd March on the island. The Tournament brochure and entry forms are out, so contact Noel for a copy or download from website.

The club has new long sleeve fishing shirts for sale (see Clinton, Michele and Robbie photos in magazine). We need to order 10 at time, so if interested contact Noel or Nick. They are \$60 each and all men, ladies, kids sizes.

On behalf of the committee, we would like to wish all members and their families a safe summer out on the water. Check out your GFAA book, you may even be able to target a record!

Best wishes and tight lines.

Nick Currey

MORETON BAY GAME FISH CLUB LTD



GARMIN®

Back 2 Tanga 11

Friday 01 - Sunday 03 March 2019



A QGFA Sanctioned Event

THE fishing year wrapped up with lower than normal fishing activity, probably due to poor weather. However, there were some excellent captures, especially from the junior anglers who managed some firsts including Blue Marlin. To all our anglers, congratulations on getting out there and tagging or weighing fish.

To the trophy winners – well done, and be great to see you all weighing in fish again this year.

Gordon White Trophy (Highest Junior Point Score)

Harrison Billing - 4,450 points

Brentley Theatre Trophy (Highest Female Point Score)

Michele Hicks - 5,085 points

Club Champion (Highest Point Score in Rallies)

Harrison Billing - 1,950 points

Harry Danvers Trophy (First Marlin of the Season)

Tim Billing - 09/07/2017

Peter Lee Trophy (Highest Point Scoring Fish on 8kg)

Michele Hicks

Melvin Threadingham

David Dawson

Charlotte Ditchfield

Gary vanNiekerk

Clinton Hicks

James Threadingham

Tony Ford

Ryan McKinnon

Harrison Billing

Shannon Zammit

Precision Tool Trophy (Most Billfish Tagged)

Michele Hicks, David Dawson - 3

Tuck Fanning Memorial Trophy (Highest Points Scoring Angler)

Michele Hicks - 5,085 points

Vance Hull Trophy (Heaviest Mackerel)

James Threadingham - 11.6kg

Shirley White Trophy (Junior Encouragement Award)

James Threadingham

Bulletin Editors Trophy (Highest point scoring other species)

Paul Dawson, Michele Hicks, Dylan Betts, Harrison Billing,

James Burnett, Ryan McKinnon – 150points

MBGFC “Out of Zone”, (HPS Angler – New Trophy)

Robbie Flynn - 400 points

Champion Boat over 8 metres

Black Habit - 4,120 points

Champion Boat under 8 metres

Reel Affair - 9,585 points

Mal Ramsay Memorial Award – (President Award)

Noel Webb

Ross Wood Memorial Trophy (Club Duties)

Ross Garratt

Brian Kirkby Memorial - (Junior Meritorious Capture)

Harrison Billing



Tim Billing - Harry Danvers Trophy



Robbie Flynn - “Out of Zone” Trophy



James Threadingham - Vance Hull Trophy



Bulletin Editors Trophy (Highest point scoring other species)

ANNUAL PRESENTATION DAY 2018



Peter Lee Trophy
Highest point scoring fish on 8kg



Precision Tool Trophy
most billfish tagged



Winners of Champion Boat
Under 8 metres



Winners of Champion Boat
Over 8 metres



Gordon White Trophy
Highest Junior Point Score



Three Juniors with
John Wruck's donated Penn outfits.



Shirley White Trophy
Junior encouragement award



Club Champion
Highest Point Score in Rallies





Brian Kirkby Memorial - Junior Meritorious Capture




Brentley Theatre Trophy - Highest female point score



Mal Ramsay Memorial Award – President Award

CHRISTMAS PARTY 2018







True CHIRP sonar technology in perfect fully network capable combos.

Give your boat the perfect combination of performance, ease of use, and feature integration with the GPSMAP 7400xsv chartplotter/sonar combo series. Available with 7", 8", 10", 12" or 16" multi-touch widescreen displays, they feature built-in advanced 1kW dual CHIRP sonar, the most sophisticated sonar technology available for the fishing and boating public. They also include both Garmin CHIRP DownVü™ and CHIRP SideVü™ scanning sonar that provide the clearest scanning sonar images on the water, with all-in-one transducer options. All this plus premium navigation and full networking capabilities. It is quite simply the finest combo series we have ever offered.

To learn more, visit garmin.com/marine2015



Using Technology to find the Fish

By Tim Billing

IT'S NO SECRET. Having access to technology provides us with abundant means to gather more data that can help us have greater success.

Social media is widely used as a big part in understanding what's been happening, but it's not a great indicator of what's GOING to happen. There's an old saying, that you're either making the reports, or you're reading them. Quite often by the time you have seen a great report, get organised and get out there, you have missed the bite.

The World Wide Web is awash with suppliers claiming to assist you to 'catch more fish'. But just how effective are they? Well, unfortunately there is no silver bullet. We still need to rely on a little bit of guess work and intuition. With that said, there are some valuable inputs to the tackle box of planning a fishing trip, and knowing how to use it can change everything!

Obviously, there are seasonal changes in what fish can be in our waters. When the fish are around, we have a wide expanse to move through to find where the best numbers can be found. This is where the tools come in to play.

One of the most informative tools you can use, is a good subscription to a Marine Data service. There are a few out and about. Fishtrack is one of a few paid subscriptions that have a great product. Additionally, Fishtrack has also provided discounts and support to the MBGFC members. There are 3 major components to understand:

- Sea Surface Temperatures
- Currents
- Chlorophyll



We all know warm water brings in the pelagic fish. BUT the big issue is that the warm water is usually nutrient poor, meaning there is little bait found in the middle of a hot current. Colder water is more nutrient dense, and thus contains more 'life starters' – typically phytoplankton.

Phytoplankton are mostly algae. Like plants on land, phytoplankton use chlorophyll and other light-harvesting pigments to carry out photosynthesis. It is the Chlorophyll in the phytoplankton the satellites pick up. Where phytoplankton grow depends on available sunlight, temperature, and nutrient levels. Because cold waters tend to have more nutrients than warm waters, phytoplankton tend to be more plentiful where waters are cold.

The key to using these tools, is looking for 'convergence' zones. These are areas that warm water currents and cooler water meet. The warm water mixing with the cool nutrient dense water creates a boom in life. It all starts with phytoplankton, then zooplankton, then smaller fish come in to prey on them...and moving up the food chain, you eventually get to the larger predatory fish we are trying to find.



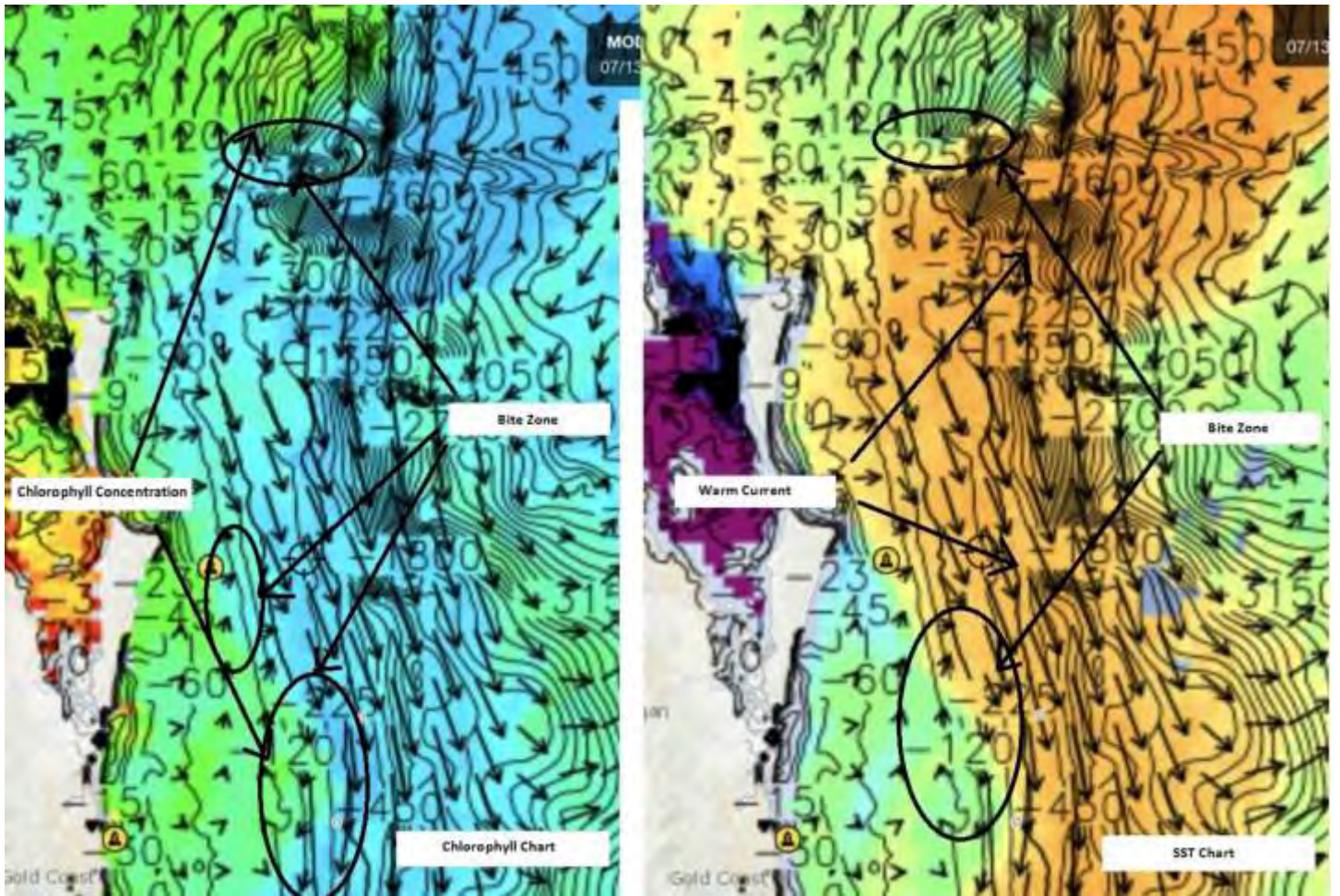
Find the highest concentrations of chlorophyll, rubbing against a good warm current along the contours / depths / areas you want to fish, gives a great starting point to work from.

Sounds simple enough right? – Warm strong currents meet cool slower currents, throw in a twist of algae, and you have a bite zone. Well it's not far off.

When these situations start, the first signs of chlorophyll don't necessarily mean the fish will be there straight away. Obviously the longer these currents mix, the more life is created and the more fish move in, but wait too long and the currents can disappear overnight.

Having a subscription and keeping an eye on it weekly, can aid greatly in YOU being a report writer....not a reader.





KAIZEN FISHING CHARTERS

Light tackle - Black Marlin, Sailfish, various Tunas, Dolphin Fish (Mahi Mahi), Wahoo, Mackerel, Cobia.

Cairns to Lizard Island - September to December, Giant Black Marlin season including a host of other fishing options from casting poppers at GTs to bottom bouncing.

North Queensland Coast - Generally on the way up to Cairns in the Whitsundays Townsville region light tackle fishing including Hamilton Island and Townsville tournaments.

Port Stephens - December to April, Heavy tackle, Striped Marlin, Black Marlin, Blue Marlin, Dolphin Fish (Mahi Mahi)

email: russell.caporn@bigpond.com Ph:07 5478 3502 Mob:0417 657167

Basics on Switch Baiting

By Troy Winsor (From August Seminar)

SWITCH baiting is the technique of raising and getting a billfish to bite a trolled lure or bait without hooks with the aim of teasing it closer to the boat in order to pitch a rigged bait with a hook to it in order to gain a more consistent and reliable hook up and therefore conversion rate.

You don't need a big game boat to do it, just a crew prepared to try something new.



Make it simple for you and your crew. Set up a simple and easy program to suit your boat and crew capabilities. **YOU DON'T NEED TO SEE THE BITE.** You will need:

1. Teaser rods – usually run 24Kg test or heavier. Normally run a teaser on the Long & Short rigger and a Medium flat.
2. Rod set-up with leader ready to go with pitch bait ready to throw out.
3. Fresh baits as rigged teasers or hookless lures

When a Marlin is Teased up

1. Wind in shortest teaser.
2. Pitch the bait – hold rod high to keep it skipping on surface.
3. Steady wind in the teaser marlin is following and lead it to the pitch bait.
4. Switch fish from teaser to Pitch Bait – remove teaser from water.
5. Fish should eat the Switchbait, free-spool with light thumb pressure to avoid an overrun, allow to eat, ease up drag to set circle hook.





Serving Queensland Anglers for over 50 years

3/30 Shore Street West, Cleveland.

PH: 38211240

Email: info@mossopsfishing.com.au

- Largest Bayside Fresh Bait Supply
- Custom Rods and Repairs
- 15% discount for MBGFC members (show QGFA membership card)

COUNTRY2 COAST 4X4

Redland Bay's 4x4 accessories and tyre specialists!

- Dual Batteries
- Snorkels
- Canopies
- Drawer Systems
- Camping Fridges
- Roof Racks
- GPS Map Systems
- Bullbars
- Winches
- Towbars
- Wheels & Tyres
- Driving Lights
- Camping Gear
- Awnings



Like us on Facebook for all the latest deals and updates!

www.country2coast4x4.com.au
07 3829 1258
5-11 Jardine Drive Redland Bay



POP INTO YOUR LOCAL TELSTRA STORE WYNNUM

We're locals too, so we understand where you're from, where you want to go and what you are looking for when it comes to a mobile phone, home entertainment needs and more.

So call into your local Telstra Store Wynnum and discover a better way to connect.

Telstra Store Wynnum
Wynnum Plaza
Located outside Coles
☎ 3893 3355



THINGS YOU NEED TO KNOW: The spectrum device and ™ are trade marks and © are registered trademarks of Telstra Corporation Limited ABN 33 051 775 556.

0418 748 023



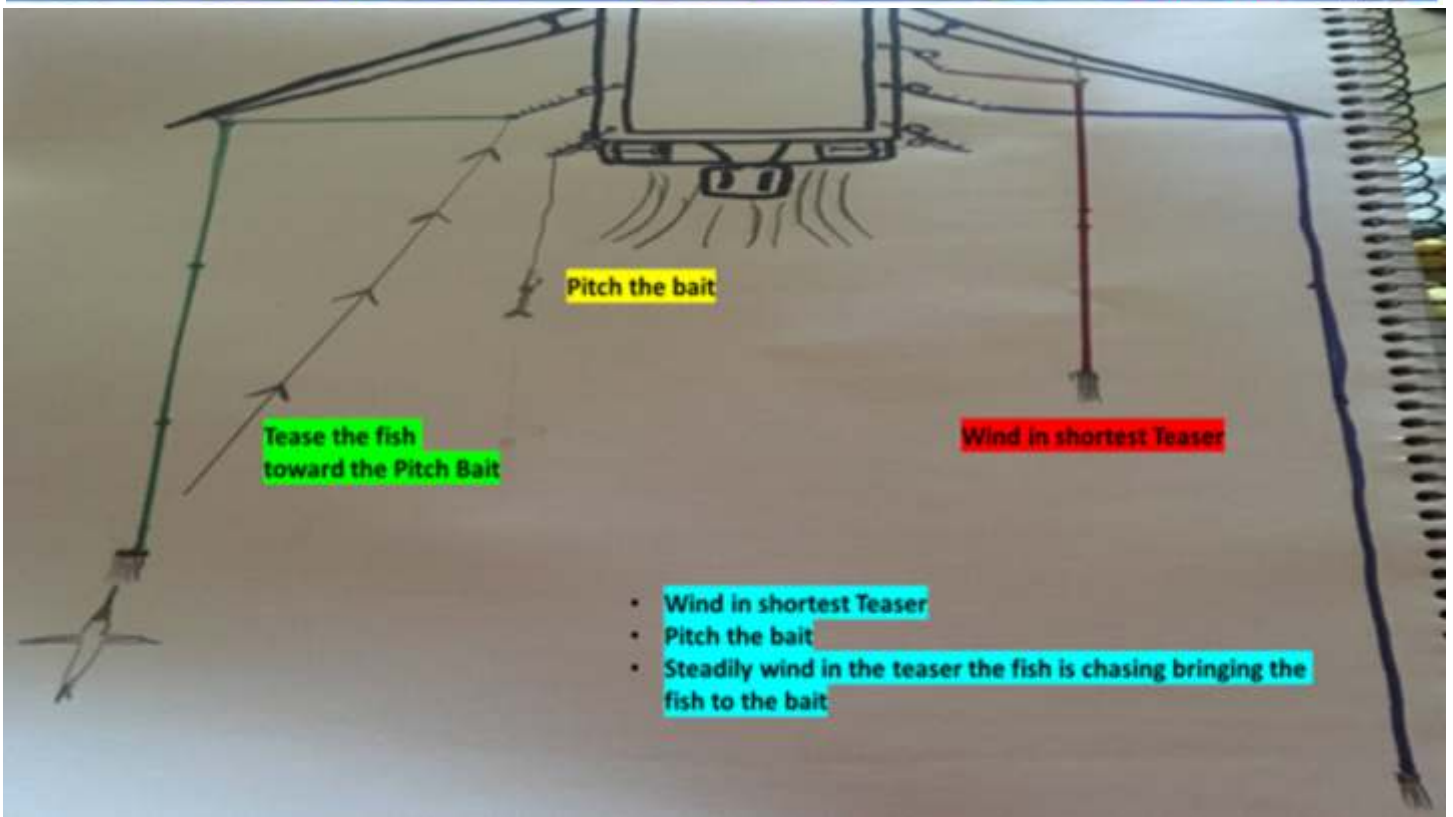
Teasers

BLUE MARLIN

- Hook-less lures
- Skip baits stitched all the way down the backbone
- Smaller Daisy chains

BLACK MARLIN

- Hook-less lures
- Hook-less lures with dolphin fish belly strip stitched in
- Skipping Gar, yakka, slimey stitched all the way down the backbone
- Swimming mullet
- Daisy chain with or without stitched bait insert



PITCH BAIT

BLACK MARLIN:

- Skipping Gar, Yakka, Slimey
- Live bait

BLUE MARLIN:

- Skipping Gar, Yakka, Slimey, Bonito or Mullet

Blue Marlin don't like the action and pace taken out of the bait you are pitching them where as black marlin usually retain interest. Use a bait that maintains a large splashing action and has more hold in the water.





Fun with Food



LIGURIAN STYLE ROASTED SNAPPER

INGREDIENTS

1kg petite (or chat) potatoes, scrubbed, very thinly sliced.

2 x 1.6kg cleaned whole snapper or other whole fish.

800g mixed baby tomatoes
1 medium red onion, thinly sliced.

2 x 225g jars chargrilled capsicums, drained, sliced.

300g jar wild olives, drained.

1 tablespoon finely grated lemon rind.

2/3 cup small fresh basil leaves.

Lemon wedges, to serve.

METHOD

Step 1

Preheat oven to 200°C/180°C fan-forced. Place potatoes on two baking paper lined baking trays. Spray with oil. Bake for 45 minutes or until golden and crisp. Transfer to a serving platter. Cover with foil to keep warm. Reduce oven temperature to 180°C/160°C fan-forced.

Step 2

Meanwhile, rinse snapper, inside and out. Pat dry with paper towel. Cut 3 long slashes about 1cm deep in the thickest part of flesh on both sides of snapper. Place on a lined baking tray.

Step 3

Place tomatoes, onion, capsicum and olives in a baking dish. Bake fish and tomato mixture for 35 minutes or until fish is just cooked through and the flesh flakes when tested with a fork. Transfer fish to serving platter with potatoes.

Step 4

Stir rind and basil into tomato mixture. Serve fish and potatoes with tomato mixture and lemon wedges.

Reference : Taste.com.au



SPONSOR CONTACTS

AQUA MOBILE MARINE

PHONE: 0418 748 023

EMAIL: jim@aquamobilemarine.com.au



BCF

PHONE: (07) 3482 7858

EMAIL: -sales@superretailgroup.com



BE A HERO

PHONE: (07) 3103 0434

EMAIL: admin@beahero.org.au



BESHEEK HAIR & MAKEUP

PHONE: 0401 612121

EMAIL: beesheekhair@live.com



BELLS PURE ICE

PHONE: 1300 723 557

WEB: www.bellspureice.com.au



BOATING & RV

PHONE: (07) 3823 5055

EMAIL: aaron@boatingandriv.com.au



BRISBANE DRILLING & SAWING

PHONE: 0412 152 889

EMAIL: pditchfi@bigpond.net.au

BURSONS AUTO PARTS

PHONE: (07) 3394 2311

EMAIL: mail@hoffmankelly.com.au



COUNTRY 2 COAST 4X4

PHONE: (07) 3829 1258

WEB: country2coast4x4.com.au



FISHTRACK

WEB: www.fishtrack.com/fishing-charts/queensland_58657



FOREMOST PLASTICS PTY LTD

PHONE: (07) 3217 9177

EMAIL: foremost_plastics@bigpond.com



GARMIN MARINE

PHONE: 0458 258152

EMAIL: wayne.thomsen@garmin.com



HOMES 4 LIVING

PHONE: 0438 427263

WEB: www.homes4living.com.au



IONNIC PTY LTD

PHONE: (07) 3274 3077

EMAIL: karen@aeimports.com



IMPACT LURES

PHONE:- 0409 540 226

For information see Impact Lures Facebook page.



J&J BATTERIES PTY LTD

PHONE: (07) 3396 4806

EMAIL: jjbatteries@optusnet.com.au



JOTUN

PHONE: (07) 3290 1444

EMAIL: tony.bishop@jotun.com.au



KAIZEN CHARTERS

PHONE: (07) 5478 3502

EMAIL: russellcaporn@bigpond.com



LOCAL BATTERIES

PHONE: (07) 3390 2146

MARINE RECOVERY GROUP

Phone: 0421 570475

EMAIL: admin@maritimerecoverygroup.com.au



MORETON ISLAND ADVENTURES & MICAT FERRY

PHONE: (07) 3909 3333

EMAIL: bookings@moretonislandadventures.com.au



MORETON ISLAND

FISHING CHARTERS

PHONE: 04133 128056

EMAIL: moretonislandfishingcharters@gmail.com



MOBILE FASTENERS

PHONE: 0404 887 988

MOSSOPS TACKLE WORLD

PHONE: (07) 3821 1240

EMAIL: info@mossopsfishing.com.au



FOREMOST PLASTICS PTY LTD

PHONE: (07) 3217 9177

EMAIL: foremost_plastics@bigpond.com



PRECISION RODS

PHONE: 0439772010.

EMAIL: info@precisionrods.com.au



PAKULA TACKLE

PHONE: (07) 5537 4689

EMAIL: pakula@bigpond.net.au



PETER HANSEN YACHT BROKERS

PHONE: (07) 3821 4144

EMAIL: peterhansensales@rabybaymarina.com



PLATYPUS FISHING LINES

PHONE: (07) 3881 1522

EMAIL: info@fishplatypus.com.au



POSEIDON LURES

For contacts and information see the Poseidon Lures Facebook page



PROLUBE LUBRICANTS

PHONE:-(07) 3881 1733
EMAIL: admin@prolube.com.au



REDLAND BAY GARAGE

PHONE: (07) 3206 8405
EMAIL: redlandbaygarage@bigpond.com

REDLAND SPORTING CLUB

PHONE: (07) 3207 1133
EMAIL: rsc@rsc.asn.au



REELAX ENTERPRISES

PHONE: (07) 3299 6666
EMAIL: accounts@reelax.com.au



ROGERS & LOUGH PTY LTD

PHONE: (07) 3399 3433
WEB: www.rlmarine.com.au



SCHOOL SITE SOLUTIONS

PHONE: (07) 3822 5042
EMAIL: jacinta@schoolsitesolutions.com.au

SCORPION AWD

PHONE: (07) 3245 4342
EMAIL: scorpionawd@bigpond.com



SHAMROCK CIVIL ENGINEERING

PHONE: 07 37271100
EMAIL: shamrock@shamrockcivil.com.au



SPECIALISED BUILDING PRODUCTS (SBP) AUSTRALIA

PHONE: 07 3270 2200
EMAIL: tony@sbpa.com.au
WEB: www.sbpa.com.au



STRATCO

PHONE: (07) 3451 4444
WEB: www.stratco.com.au



STATEWIDE SURVEY GROUP

PHONE: 1300 362 094
WEB: www.statewidesurvey.com.au



SUSTAINABLE MINING STRATEGIES

PHONE: 0438 106707
EMAIL: ncurrey@sustainableminingstrategies.com.au

SUPER IGA

PHONE: 0417 721100
EMAIL: dinorosa@me.com



TELSTRA STORE WYNNUM

PHONE: (07) 3893 3355
WEB: www.telstra.com.au



TACKLE WAREHOUSE

PHONE: (07) 3398 6500
WEB: www.tacklewarehouse.com.au



TOOL VAN SERVICES SOUTHSIDE

PHONE: (07) 0412 877 002
EMAIL: toolvanservicessouthside@gmail.com



TRITECH REFRIGERATION

PHONE: (07) 3276 7411
EMAIL: ian@tritechrefrigeration.com.au

WURTH AUSTRALIA

PHONE: (07) 1300 657 765



CLONTARF
MULLUMBIMBY

PHONE:-0417 721100
EMAIL:-dinorosa@me.com

At IGA, we've never taken a 'one size fits all' approach to the way we do business

Through our network of independently owned stores we tailor our ranges and brands to give our local customers more of what they like. This includes many of your favourite brands, the ones you may no longer find on shelves in other supermarkets.

We proudly support Aussie producers too by stocking ranges of locally made products.



Whether you own a yacht, powerboat, sailboat or jet ski, Boating & RV has an extensive selection of boating supplies and boat parts at competitive prices.

Boating & RV also specialises in quality caravan and RV supplies from the biggest brands to equip you for your travels.

As the experts in the Australian marine chandlery business, we bring you high-quality boat parts and caravan accessories backed by our superior customer service. Our experienced staff are all boating people, and just like you, we like to fish, sail and explore too!

PHONE:-(07) 3823 5055 EMAIL:-aaron@boatingandr.com.au



GFAA and QGFA NEW RULE CHANGES.



There have been a number of new rule changes in last 6 months at both a GFAA and QGFA level. They are summarised below and anglers should note the changes.

1. GFAA have implemented a change to the Angling Rule 1.

Clarification and this will be applied in the 2019 GFAA Journal. This is regarding changes to live baiting and means that if a fish has picked up the bait and running, you cannot hand the rod over to someone else prior to setting the hook.

The rule change to the Clarification will be as follows and applies immediately:

If the mate is letting out a bait or lure and the reel is in free spool, the rod can be put back in the cover board. The situation is legal. Under no circumstances can any drag be put on the reel or the rod be handed to another person. The rationale is that the hook has not been set with the reel out of gear. When retrieving a bait or lure the fish would be disqualified immediately if the rod is put back into the cover board or transferred to another person as the reel is in gear and the hook has been set.

2. QGFA New Light and Heavy Tackle Depth Zones in SE QLD

From the 1st July 2018, the Heavy Tackle Depth for Zones 3 & 4 (NSW Border to Harvey Bay) will be moved out to 150m and over, for anglers wishing to score QGFA Points. Fish captured or tagged on 15kg to 60kg tackle under 150 meters (Zones 3 & 4 Only) will score zero points. Depths must be listed on the Activity Sheets for these fish when lodging them with QGFA. Light Tackle (1kg – 10kg) can be used in any depth water.



MORETON BAY GAME FISH CLUB

CLUB FISHING RULES

1. Fish must be captured or tagged in accordance with the MBGFC rules, which follow the rules of GFAA. MBGFC rules include the following key points, based in Queensland and QGFA guidance:
 - a. A fish gaffed for weighing points cannot be tagged and released;
 - b. Every effort should be made to release tagged fish in a healthy state;
 - c. Capture of gamefish species will comply with QLD DPI Fisheries bag limits and lengths;
 - d. All edible fish to be weighed for points may be gilled and gutted on capture and an additional 10% added to weight of the fish;
 - e. Sharks (as per QLD Fisheries) – “cannot be in possession over 1.5m in length, MBGFC encourages tagging of all sharks;
 - f. MBGFC promotes tagging of all billfish using NSW DPI Fisheries tags, unless it is a potential record;
 - g. All QGFA, GFAA, IGFA potential record claims must comply with GFAA rules and all the correct paperwork, measurements, photos etc submitted with a claim.
2. MBGFC fishing grounds are “Queensland Local Waters” ranging from QLD/NSW border (in South), to a line east of Double Island Point (in North)
3. MBGFC has a number of annual trophies including an “Out of Zone” trophy for fish caught outside of “Local Waters”.
4. Light tackle (1-10kg) line test can be used in all waters.
5. Heavy tackle (15-60kg) line test can only be used in waters over 150m deep.
6. Fish captures or tags will only be accepted for Club and QGFA points if;
 - A. Claims are submitted on MBGFC capture sheet / QGFA Activity Book and all details filled in;
 - b. Tag claims are submitted with filled in NSW DPI Tag Card;
 - c. Is received by Club Secretary or PO Box 371, Capalaba, QLD, 4157; no later than one month after capture/tagging.
7. Sportsmanship and consideration to others should be the mark of MBGFC members;
8. All boat skippers have a Duty of Care to ensure vessels are seaworthy, insured and safety of crews are first consideration.

MBGFC CLUB POINTS

Capture points listed for Billfish apply only for captures in excess of the following: Marlin (Blue, Black, Broadbill Swordfish) – 100kg, Marlin (striped) – 75kg, Sailfish – 35kg. Points halved below these weights.

	LIGHT TACKLE (Any water depth)							HEAVY TACKLE (over 150m deep)			
Line Class (kg)	1	2	3	4	6	8	10	15	24	37	60
BILLFISH tag points	5000	4000	3000	2500	2000	1500	1000	3000	2500	2000	1500
BILLFISH capture points/kg	150	100	75	50	25	15	10	50	35	15	10
TUNA - Longtail/Yellowfin											
Tuna Tag points	2000	1000	600	500	400	300	200	150	100	100	100
Tuna Capture Points/kg	200	150	50	35	25	15	10	7.5	5	3	2
OTHER SPECIES tag point	500	400	300	250	200	150	100	75	75	75	75
Other SPECIES capture pts/kg	100	50	35	25	20	15	10	7.5	5	3	2
SHARK Tag point	500	400	300	250	200	150	100	75	75	75	75
SHARK Capture points/kg	100	50	35	25	20	15	10	7.5	5	3	2

Updated: 1st July 2018

MORETON BAY GAME FISH CLUB LTD. MORETON ISLAND CLUB HOUSE AND LAND RULES

Effective 15th July 2015

1. All members wishing to use the Club facilities must notify the Secretary to obtain approval. Approval will only be considered if the Member has already signed a "Application for permission of MBGFC Ltd to enter upon land at Moreton Island" Form 37 for the current financial year or lodging an application. If applicant is under age of 18 years the application must be signed by both the applicant and a legal guardian. Each person staying at the Club land must sign a separate form. Club Land is for the use of members and their immediate family only (i.e. partner and children). Members may invite guests to stay at the club land on a one off introduction basis (fill in Form 37a). These guests would be expected to join the club if revisiting.
2. **FEES** are payable in advance are:
 - Members Tent Sites:** \$35.00 per night includes 2 adults & 2 children plus \$10.00 per extra adult and \$5.00 per extra child on the same site.
 - Guests Tent Sites:** \$45.00 per night includes 2 adults & 2 children plus \$10.00 per extra adult and \$5.00 per extra child on the same site.
 - Caravan:** \$50.00 per night includes 2 adults & 2 children plus \$10.00 per extra adult and \$5.00 per extra child.
 - Moorings:** Use of moorings is free for club members but if clubhouse facilities (showers & BBQ etc.) are used, a fee of \$10.00 per day per person will apply.
3. **BOOKINGS** will only be accepted through the Club Secretary; but fees must be paid in advance: Postal: P.O. Box 371, Capalaba QLD 4157 Email: admin@mbgfc.com.au
4. **ACCESS TO LAND AND USE OF VEHICLES AND TRAILERS:** All access is via the access roads only. No vehicles or trailers are to be driven on Club Land (except for unloading & loading) and all Members are requested to park vehicles in an orderly fashion allowing room for others.
5. **SHOWERS AND TOILETS:** Members are requested to hose out these areas daily and to use the stainless steel troughs to wash sand off feet before entering.
6. **BARBECUES:** The barbecues are to be cleaned well after use including drip trays and burners.
7. **KITCHEN:** The facilities are available and all refrigeration and freezer units are to be left open when no longer in use and power is to be turned off. All kitchen utensils, counters, fridges and floors must be cleaned upon departure from the Club Land. Hot water system to be left on standby upon departing Club Land.
8. **GENERATOR SHED and POWER:** Generator is to be run morning (3 hours) and evenings only (sunset till 10 pm) latest. See instructions for turning on and off. The generator shed is not to be used for storage of anything whatsoever. If possible bring diesel across for Genset and put into 200L drums – club will reimburse receipts.
9. **WATER:** Numerous taps are located around Club Land. Please use the sprinklers when possible.
10. **BUILDINGS AND GROUNDS:** Members are requested to spend a little time carrying out any maintenance needed, if it is within their capabilities. Any damaged or broken facilities to be reported promptly to a committee member or Club Secretary. All facilities to be cleaned, and locked up upon departure and keys returned to Club Secretary promptly. Welcome to assist with gardening and site upkeep for the benefit of all and preservation of the area.
11. **FIREWOOD and PETS:** Moreton Island is a declared National Park and the cutting and gathering of wood is prohibited. Pets are prohibited on Moreton Island and hence on Club Land.
12. **RUBBISH:** All rubbish is to be removed from Club Land either to the public dump at Cowan or taken off the island. Fish are only to be cleaned on the outside stainless steel bench and thoroughly cleaned after use. All frames and gut are to be immediately disposed of in the sea, but not in area immediately in front of Club Land.
13. **VEHICLE PERMITS:** Permits must be obtained to take your vehicle on Moreton Island.
14. **ABUSE OF RULES:** Committee Members have the authority to ask any tenants or visitors on Club property to leave should any abuse of the above rules occur. The Committee will act on such matter.

NEW GENERATOR STARTING AND STOPPING PROCEDURES

Starting

1. Unlock shed and do a visual check for oil/radiator leaks or damaged pipes etc.
2. Check the oil level, the dip stick has a yellow top.
3. Check the water in radiator, when engine is COLD, top up fluids using the radiator fluid or if none available clean fresh water.
4. Check the fuel in generator, it is a brass coloured cap, this must be filled daily as it is on a small tank. Fill from the 200L Drums to 20L jerry can via funnel or pump from Green 200L drum (generator tank will only run for 15 hours).
5. Turn the ignition key on and then press and hold the green button on panel until the engine starts.
6. Switch the three large breakers “on” they are pushed “up” for on.
7. Power is now running.
8. Close shed door.

Shut Down.

1. Unlock shed and do a visual check for oil/radiator leaks or damaged pipes etc.
2. Switch the three large breakers “off” – into the down position.
3. Turn the generator ignition key to off position. Generator will stop.
4. Refill the fuel in generator, it is a brass coloured cap, this must be filled daily as it is on a small tank. Fill from Green 200L drum.
5. Close shed door and lock up.

DO NOT RUN GENERATOR OUT OF FUEL

THE HOT WATER SYSTEM

Should be left on at all times.

When arriving remove the cover from the hot water system and turn the knob from vacation to hot, the pilot light will ignite the main burner, refit the cover. When locking up to leave the club again remove the cover and turn the knob on hot water system to vacation. Replace the cover and lock the cage.

SUNDRY

The BBQ gas bottle is kept in the kitchen. When leaving, make sure the grease tray on the BBQ has been cleaned out.

Clean out fridge and wipe out. Use the wet vacuum to suck out the water.

Fridges and 240 volt light switches can be left on, but ensure the 12 volt LED lights are turned off before leaving.

Toilets must be cleaned, rubbish removed and all hoses and tools locked away.

Any breakages or anything that requires maintenance must be reported to the Club Secretary as this will assist to keep on top of repairs.

Please make sure that these procedures are adhered to. If in doubt or do not understand any of the procedures contact John Moore on 0434 344 228 or David Hutton on 0411 725 299 or Paul Ditchfield on 0412152 880.

